



## SUBJECT RANKINGS | 2021

### FACT FILE

**UNIVERSITI TEKNOLOGI MARA (UITM)**  
MALAYSIA



# CONTENTS

|                               |        |
|-------------------------------|--------|
| Welcome                       | -----3 |
| Results by Broad Subject Area | -----4 |
| Detailed Results by Subject   | -----5 |
| Appendices                    | -----8 |

THE 2021 QS WORLD UNIVERSITY RANKINGS BY SUBJECT  
WILL BE LAUNCHED ON WEDNESDAY 3rd MARCH AT 21:00 UTC/GMT ON [www.topuniversities.com](http://www.topuniversities.com)

# WELCOME TO THE 2021 QS WORLD UNIVERSITY RANKINGS BY SUBJECT

Welcome to your institution's fact file for the QS World University Rankings by Subject 2021.

This file provides the scores for your institution in the subjects that you have been evaluated in, as well as the scores and ranks for those subjects where you made it into the published rankings table. It should also provide you with useful information for any media communication you might need to prepare prior to launch.

To produce the rankings for this year the team analysed over 13.9 million unique papers, producing close to 81 million citations. 1453 institutions ranked across 51 subjects in 5 subject areas, creating over 16,981 published entires. These figures reflect some of the scale behind this huge undertaking that the team carries out in order to produce these subject rankings.

The table shows a summary of your scores and ranks in all the subjects you have been ranked in including a column which also shows your domestic rank in that subject. The following table then shows you your results in the subject rankings for the last three years so you can track your progress.

In the Appendix you will find an explanation of the weightings that make up the different subject tables, the evolution of the subject rankings exercise, the paper thresholds that we have used in this edition and an indication of the number of institutions considered and ranked.

We hope you will find this useful, but we have also prepared a more extensive EXTENDED FACT FILE for you, presenting your institution in context, subject by subject, indicator by indicator in greater depth. Please file a request via the link attached in the email and the team will aim to get back to you within a couple of days depending on the volume of requests.

Rankings Team,  
QS Intelligence Unit

## 2021 QS WORLD UNIVERSITY RANKINGS BY SUBJECT AREA

### UNIVERSITI TEKNOLOGI MARA (UITM)

Malaysia

451-500

340=

These are the ranks achieved by the institution in the QS Rankings by Broad Subject Area.

Arts & Humanities

Engineering & Technology

Life Sciences & Medicine

Natural Sciences

Social Sciences & Management

#### OVERALL SCORES BY SUBJECT AREA

Social Sciences & Management

64.1

Engineering & Technology

60.2

In 2021, Universiti Teknologi MARA (UiTM) has been ranked in 2 out of 5 broad subject areas.

**Social Sciences & Management** is the institution's strongest field at rank **340=** with an overall score of **64.1**.

## 2021 QS WORLD UNIVERSITY RANKINGS BY SUBJECT

Below is the institution's detailed performance by indicator and overall score across the 51 narrow subjects and 5 broad subject areas currently featured in the QS World University Rankings by Subject. It is very unusual for an institution to qualify for consideration in all 51 narrow subjects and 5 broad subject areas.

|                          |   | Global Rank | Domestic Rank | Academic | Employer | Citations | H-index | Score |
|--------------------------|---|-------------|---------------|----------|----------|-----------|---------|-------|
| Arts & Humanities        | Arts & Humanities                                   |             |               | 61.3     | 63.5     | 55.9      |         | 55.1  |
|                          | Archaeology   |             |               |          |          |           |         |       |
|                          | Architecture / Built Environment                    | 151-200     | 6             | 52.1     | 60.6     | 63.0      | 55.2    | 54.4  |
|                          | Art & Design  |             |               | 51.7     | 62.8     |           |         | 52.8  |
|                          | English Language & Literature                       |             |               |          |          |           |         |       |
|                          | History   |             |               |          |          |           |         |       |
|                          | Linguistics   |             |               | 41.0     | 51.2     | 39.2      | 29.0    | 41.3  |
|                          | Modern Languages                                    |             |               | 50.5     | 67.1     |           |         | 55.5  |
|                          | Performing Arts                                     |             |               | 52.6     | 51.4     |           | 46.3    | 52.4  |
|                          | Philosophy  |             |               |          |          |           |         |       |
|                          | Theology, Divinity & Religious Studies              |             |               |          |          |           |         |       |
| Engineering & Technology | Engineering & Technology                            | 451-500     | 8             | 58.5     | 60.6     | 64.0      | 60.2    | 60.2  |
|                          | Computer Science & Information Systems              | 501-550     | 9             | 36.3     | 59.2     | 60.0      | 65.8    | 51.2  |
|                          | Engineering - Chemical                              |             |               | 33.9     | 57.0     | 49.4      | 38.4    | 43.8  |
|                          | Engineering - Civil & Structural                    |             |               | 57.7     | 58.8     | 65.3      | 60.5    | 59.6  |
|                          | Engineering - Electrical & Electronic               | 351-400     | 10            | 35.3     | 59.2     | 65.0      | 54.7    | 49.8  |
|                          | Engineering - Mechanical, Aeronautical & Manufact.. | 351-400     | 8             | 32.5     | 51.6     | 65.7      | 51.2    | 46.0  |
|                          | Engineering - Mineral & Mining                      |             |               | 33.5     | 66.7     | 58.4      | 54.6    | 42.4  |
|                          | Petroleum Engineering                               | 101-150     | 4             | 38.2     | 46.5     | 77.6      | 64.6    | 50.6  |
| Life Sciences & Medicine | Life Sciences & Medicine                            |             |               | 61.2     | 55.4     | 39.1      | 31.4    | 47.6  |
|                          | Agriculture & Forestry                              |             |               | 38.1     | 52.5     | 65.9      | 57.8    | 49.0  |
|                          | Anatomy & Physiology                                |             |               |          |          |           |         |       |
|                          | Biological Sciences                                 |             |               | 39.1     | 52.2     | 57.6      | 50.8    | 48.0  |
|                          | Dentistry   |             |               | 33.7     | 46.0     | 37.9      | 35.3    | 36.7  |
|                          | Medicine  | 401-450     | 5             | 53.3     | 57.2     | 65.5      | 56.8    | 57.6  |
|                          | Nursing   |             |               | 43.0     | 54.7     | 47.7      | 51.7    | 48.2  |
|                          | Pharmacy & Pharmacology                             | 251-300     | 5             | 55.7     | 50.3     | 68.6      | 71.5    | 62.3  |
|                          | Psychology  |             |               |          |          |           |         |       |
|                          | Veterinary Science                                  |             |               |          |          |           |         |       |

## 2021 QS WORLD UNIVERSITY RANKINGS BY SUBJECT

|                                   |                                  | Global Rank | Domestic Rank | Academic | Employer | Citations | H-index | Score |
|-----------------------------------|----------------------------------|-------------|---------------|----------|----------|-----------|---------|-------|
| Natural Sciences                  | Natural Sciences                 |             |               |          |          |           |         |       |
|                                   | Chemistry                        | 601-620     | 8             | 42.7     | 52.3     | 64.7      | 41.7    | 48.8  |
|                                   | Earth & Marine Sciences          |             |               | 35.5     | 58.7     | 60.1      | 50.9    | 47.8  |
|                                   | Environmental Sciences           |             |               | 52.3     | 61.6     | 58.3      | 59.8    | 56.6  |
|                                   | Geography                        |             |               |          |          |           |         |       |
|                                   | Geology                          |             |               | 33.6     | 56.9     | 57.1      | 49.3    | 47.7  |
|                                   | Geophysics                       |             |               | 33.7     | 56.9     | 60.8      | 46.4    | 48.0  |
|                                   | Materials Science                |             |               | 38.4     | 55.0     | 46.3      | 31.6    | 40.3  |
|                                   | Mathematics                      |             |               | 53.1     | 54.9     | 49.5      | 41.1    | 50.3  |
| Physics & Astronomy               |                                  |             | 45.3          | 53.7     | 54.3     | 35.9      | 46.9    |       |
| Social Sciences & Management      | Social Sciences & Management     | 340=        | 7=            | 62.6     | 69.2     | 67.2      | 53.2    | 64.1  |
|                                   | Accounting & Finance             | 201-250     | 5             | 49.2     | 64.8     | 64.6      | 62.1    | 56.7  |
|                                   | Anthropology                     |             |               |          |          |           |         |       |
|                                   | Business & Management Studies    | 301-350     | 8             | 53.1     | 60.4     | 56.1      | 75.9    | 57.9  |
|                                   | Communication & Media Studies    |             |               | 60.2     | 72.5     | 64.3      | 57.2    | 61.7  |
|                                   | Development Studies              |             |               | 49.3     | 56.6     | 36.3      | 35.4    | 46.0  |
|                                   | Economics & Econometrics         | 401-450     | 7             | 46.1     | 63.2     | 63.2      | 48.6    | 53.4  |
|                                   | Education                        |             |               | 40.4     | 63.1     | 53.2      | 57.6    | 48.7  |
|                                   | Hospitality & Leisure Management | 51-100      | 2             | 48.3     | 51.3     | 66.8      | 56.4    | 50.7  |
|                                   | Law                              |             |               | 51.7     | 60.7     | 54.2      | 50.9    | 54.4  |
|                                   | Library & Information Management |             |               | 44.9     | 83.5     | 34.5      | 57.9    | 47.9  |
|                                   | Politics & International Studies |             |               |          |          |           |         |       |
|                                   | Social Policy & Administration   |             |               | 52.1     | 66.5     | 39.9      | 40.4    | 53.8  |
|                                   | Sociology                        |             |               | 34.0     | 53.9     | 43.2      | 36.7    | 36.9  |
|                                   | Sports-related Subjects          |             |               | 58.7     | 59.2     | 58.8      | 50.4    | 57.5  |
| Statistics & Operational Research |                                  |             |               |          |          |           |         |       |

### NOTES:

There are different reasons why an institution may not have results in any given subject.

1. It may not offer a program. Receiving a score for a particular subject does not guarantee that we have checked for its presence in your institution. These checks are only carried out for institutions with a score high enough to receive a published rank in the subject.
2. It may not have published a sufficient number of papers.
3. It may not have attracted a minimum level of recognition through our surveys.
4. Score is not high enough to receive a published rank.

*If you have a displayed score in reputation and citation indicators then you met the minimum threshold for consideration.*

## 2021 QS WORLD UNIVERSITY RANKINGS BY SUBJECT

The tables below present the rank evolution in each evaluated subject.

|                                     |  | 2019    | 2020    | 2021    |
|-------------------------------------|--|---------|---------|---------|
| <b>Arts &amp; Humanities</b>        | Arts & Humanities                                    | 383=    |         |         |
|                                     | Art & Design   |         |         |         |
|                                     | History  |         |         |         |
|                                     | Archaeology  |         |         |         |
|                                     | Architecture / Built Environment                     |         |         | 151-200 |
|                                     | English Language & Literature                        |         |         |         |
|                                     | Linguistics  |         |         |         |
|                                     | Modern Languages                                     |         |         |         |
|                                     | Performing Arts                                      |         |         |         |
|                                     | Philosophy   |         |         |         |
|                                     | Theology, Divinity & Religious Studies               |         |         |         |
| <b>Engineering &amp; Technology</b> | Engineering & Technology                             | 290=    | 391=    | 451-500 |
|                                     | Computer Science & Information Systems               | 451-500 | 451-500 | 501-550 |
|                                     | Engineering - Chemical                               |         |         |         |
|                                     | Engineering - Civil & Structural                     |         |         |         |
|                                     | Engineering - Mechanical, Aeronautical & Manufactu.. | 301-350 | 351-400 | 351-400 |
|                                     | Engineering - Electrical & Electronic                | 351-400 | 351-400 | 351-400 |
|                                     | Engineering - Mineral & Mining                       |         |         |         |
|                                     | Petroleum Engineering                                |         |         | 101-150 |
| <b>Life Sciences &amp; Medicine</b> | Life Sciences & Medicine                             |         |         |         |
|                                     | Agriculture & Forestry                               |         | 351-400 |         |
|                                     | Anatomy & Physiology                                 |         |         |         |
|                                     | Biological Sciences                                  |         |         |         |
|                                     | Medicine   | 401-450 | 401-450 | 401-450 |
|                                     | Pharmacy & Pharmacology                              |         |         | 251-300 |
|                                     | Psychology   |         |         |         |
|                                     | Veterinary Science                                   |         |         |         |
|                                     | Dentistry  |         |         |         |
|                                     | Nursing  |         |         |         |

|                                   |   | 2019                         | 2020    | 2021    |         |
|-----------------------------------|---|------------------------------|---------|---------|---------|
| <b>Natural Sciences</b>           | Natural Sciences                        |                              |         |         |         |
|                                   | Chemistry                               | 451-500                      | 501-550 | 601-620 |         |
|                                   | Earth & Marine Sciences                 |                              |         |         |         |
|                                   | Environmental Sciences                  |                              |         |         |         |
|                                   | Geography                               |                              |         |         |         |
|                                   | Materials Science                       | 301-350                      | 351-400 |         |         |
|                                   | Mathematics                             |                              |         |         |         |
|                                   | Physics & Astronomy                     |                              |         |         |         |
|                                   | Geology                                 |                              |         |         |         |
|                                   | Geophysics                              |                              |         |         |         |
|                                   | <b>Social Sciences &amp; Management</b> | Social Sciences & Management | 324=    | 317=    | 340=    |
|                                   |   | Accounting & Finance         | 251-300 | 201-250 | 201-250 |
|                                   |   | Anthropology                 |         |         |         |
| Business & Management Studies     |   | 301-350                      | 301-350 | 301-350 |         |
| Communication & Media Studies     |   |                              |         |         |         |
| Development Studies               |   |                              |         |         |         |
| Economics & Econometrics          |   | 351-400                      | 401-450 | 401-450 |         |
| Education                         |   |                              |         |         |         |
| Hospitality & Leisure Management  |   |                              | 31      | 51-100  |         |
| Law                               |   |                              |         |         |         |
| Library & Information Management  |   |                              |         |         |         |
| Politics & International Studies  |   |                              |         |         |         |
| Social Policy & Administration    |   |                              |         |         |         |
| Sociology                         |   |                              |         |         |         |
| Sports-related Subjects           |   |                              |         |         |         |
| Statistics & Operational Research |   |                              |         |         |         |

# APPENDICES



**DEFINITIONS,  
WEIGHTINGS,  
THRESHOLDS,  
AND HEADLINE  
FIGURES**



# 2021 QS WORLD UNIVERSITY RANKINGS BY SUBJECT

## METHODOLOGY: DEFINITIONS & WEIGHTINGS

### ACADEMIC REPUTATION

Between 2016 and 2020 QS has collected votes from over 100,000 academics around the world. Each academic counted has given their opinion on universities in their fields of expertises.

### EMPLOYER REPUTATION

The employability metric is based on employer reputation. Over 50,000 global employer votes have been taken into account between 2016 and 2020 giving us a large pool of information in terms of hiring levels. Employers across all sectors and industries have taken part in the survey and include Facebook, Google, Uber, Wells Fargo, Bank of America etc.

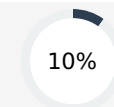
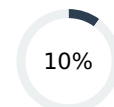
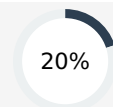
### CITATIONS PER PAPER

This ratio measures the average number of citations obtained per publication, and is an estimate of the impact and quality of the scientific work done by universities. To avoid anomalous results, only the institutions producing a minimum number of papers in the last five years are evaluated.

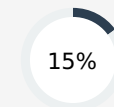
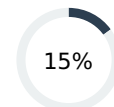
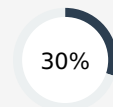
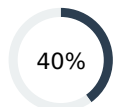
### H-INDEX

The h-index is an index that attempts to measure both the productivity and impact of the work published by the institutions' scientists and scholars. The index is based on the set of the institution's most cited papers and the number of citations that they have received in other publications.

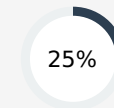
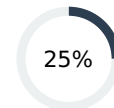
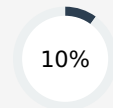
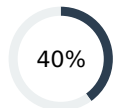
Arts & Humanities



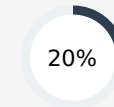
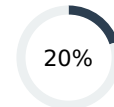
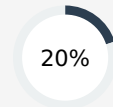
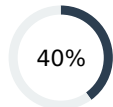
Engineering & Technology



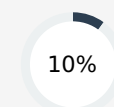
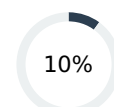
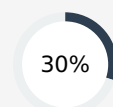
Life Sciences & Medicine



Natural Sciences

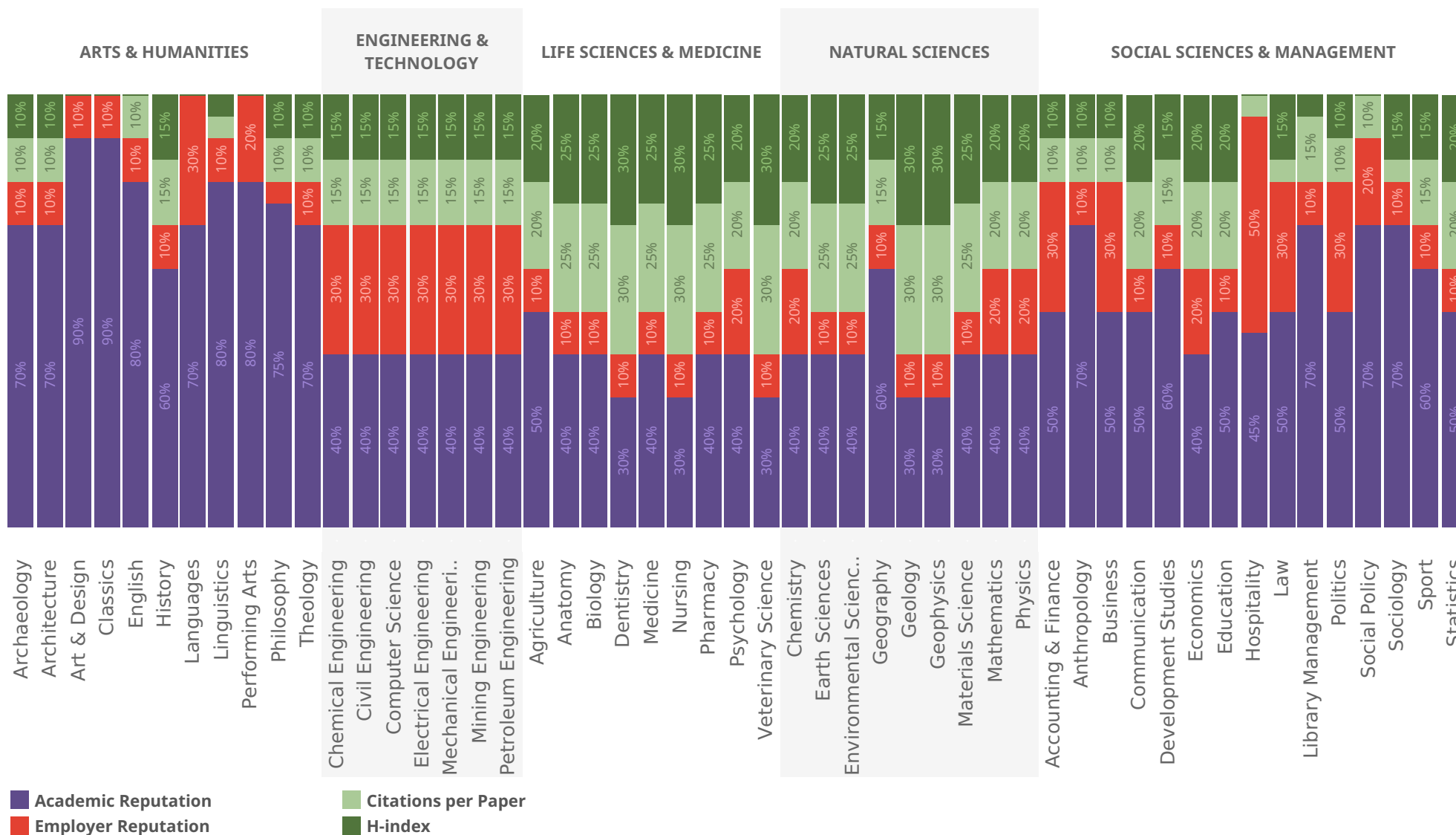


Social Sciences & Management



# 2021 QS WORLD UNIVERSITY RANKINGS BY SUBJECT

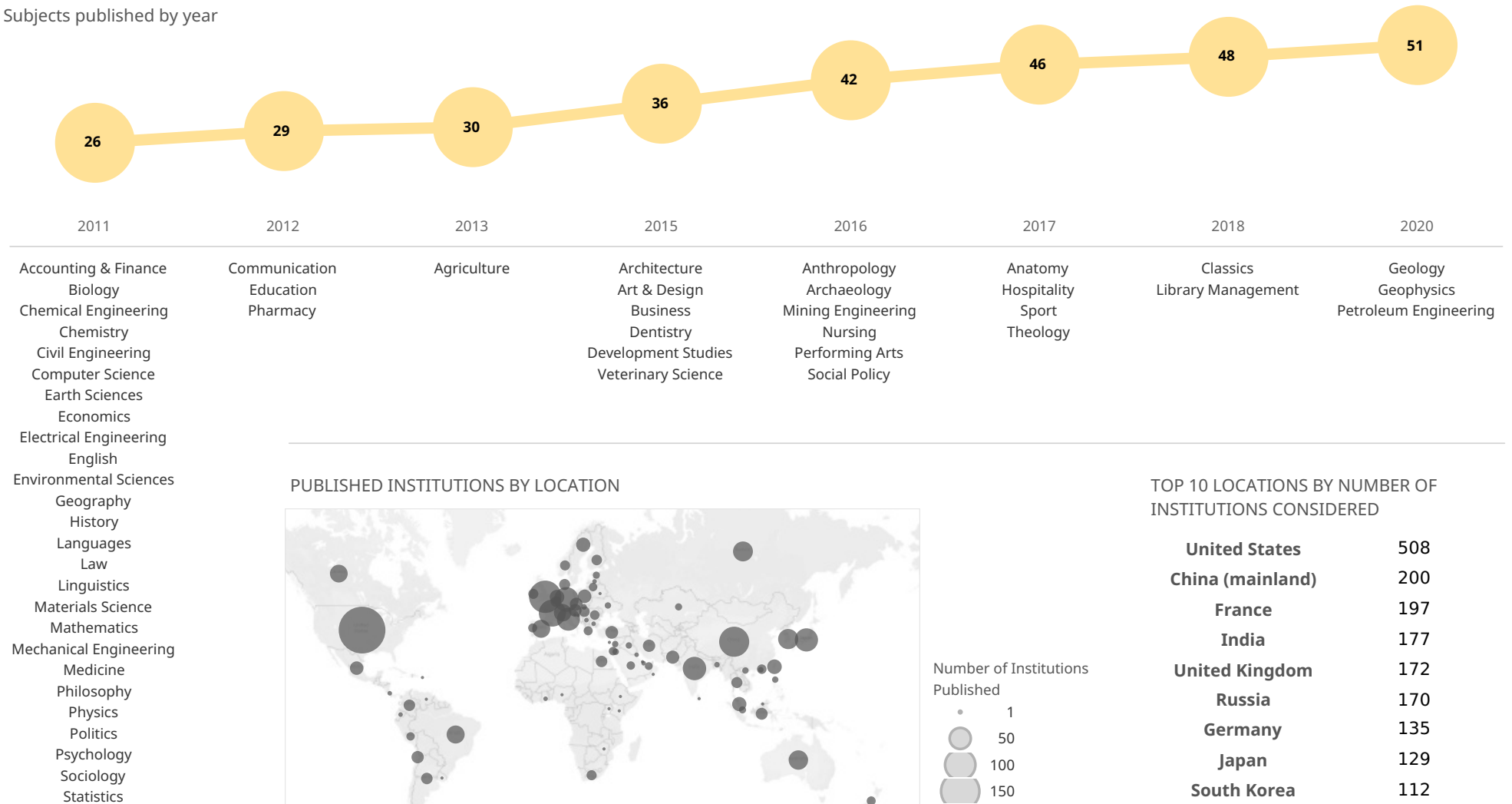
We use a variable approach to the weightings for the different subjects. The chart below provides details of the combinations used in the 2021 edition of the rankings.



# 2021 QS WORLD UNIVERSITY RANKINGS BY SUBJECT

The **QS World University Rankings® by Subject** ranks the world's top universities in individual subject areas, covering 51 disciplines as of 2021. A list of the considered subjects, grouped by the year of first release, is presented below.

Subjects published by year



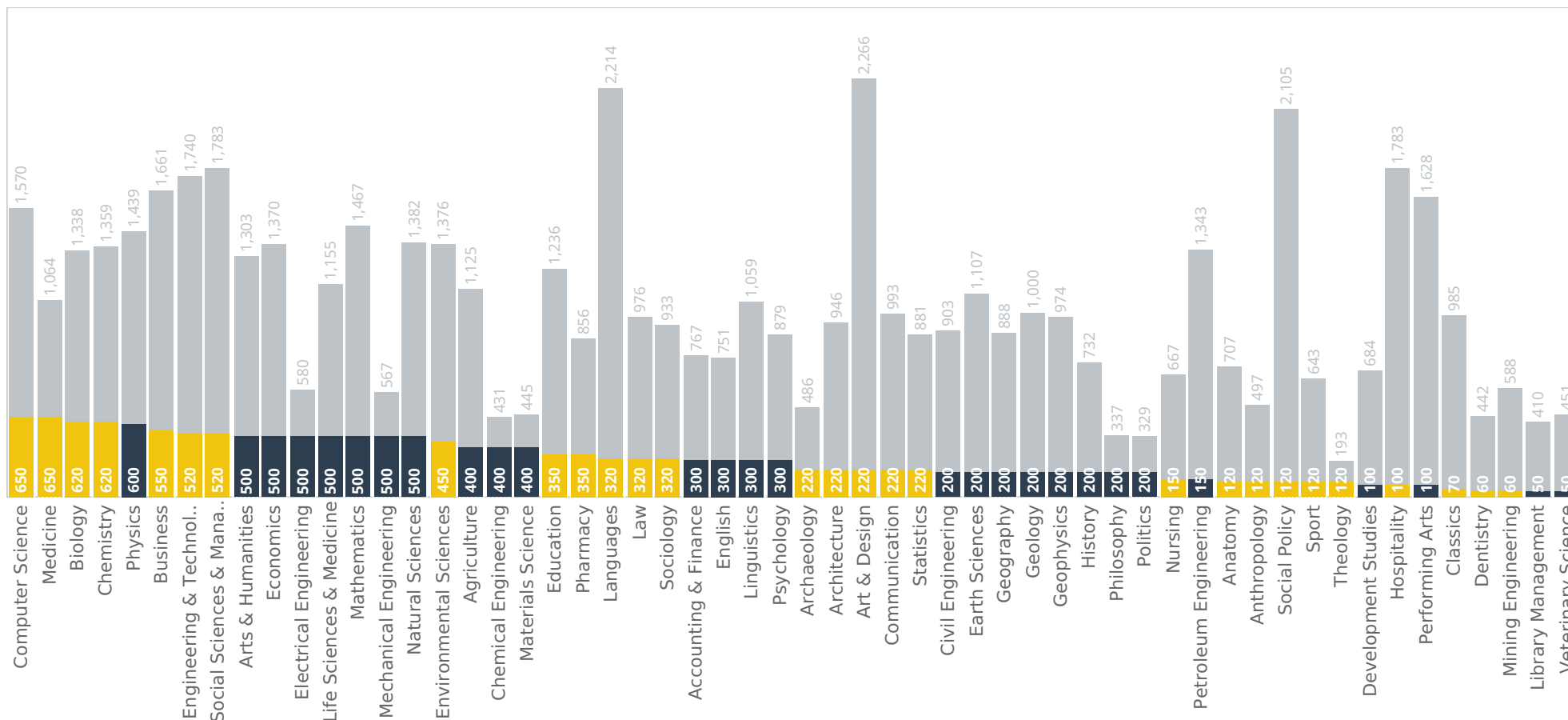
# 2021 QS WORLD UNIVERSITY RANKINGS BY SUBJECT

The charts below present the number of institutions considered and published in each of the relevant subject areas.

| Subjects Published | Locations Evaluated | Institutions Published |
|--------------------|---------------------|------------------------|
| <b>51</b>          | <b>157</b>          | <b>1,453</b>           |

## INSTITUTIONS EVALUATED AND PUBLISHED BY SUBJECT - YEAR 2021

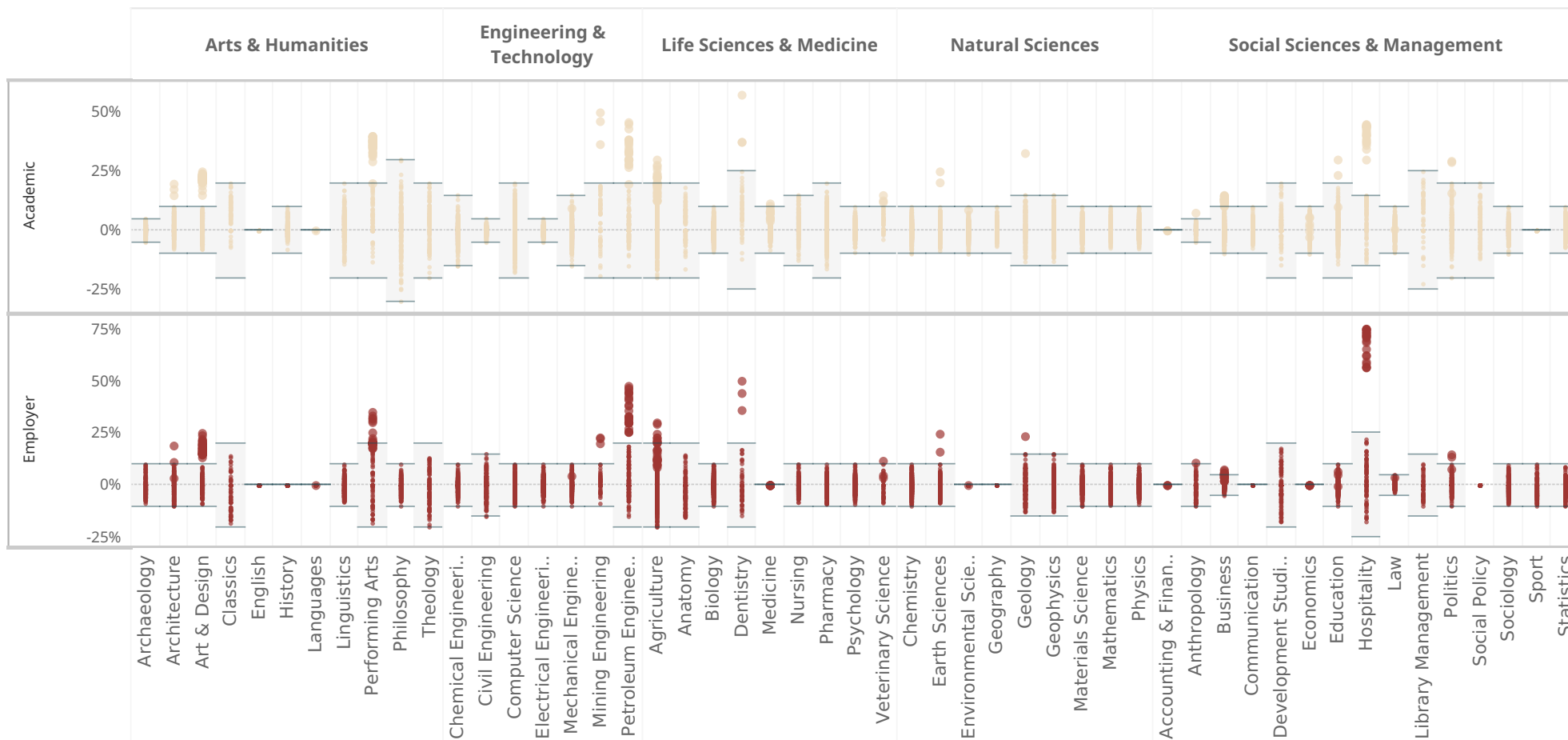
Subjects with **highlight color** have extended publishing ranges.



# 2021 QS WORLD UNIVERSITY RANKINGS BY SUBJECT

In the QS Subject Rankings methodology, a specialization adjustment is applied to the original reputation scores in order to boost the performance of those institutions that present a stronger focus in specific subjects. The original rank calculated for each subject is compared against the rank obtained in the relevant broad subject area containing the said subject according to the QS mapping. For example, the results in Biology are compared against the overall rank in Life Sciences & Medicine. Whenever the rank difference between the subject and the broad area exceeds an acceptable number of places, a positive or negative adjustment is applied in the Reputation score. The method compares the proportional difference for each institution against the maximum and minimum recorded globally.

DISTRIBUTION OF SPECIALIST ADJUSTMENTS - REPUTATION



## 2021 QS WORLD UNIVERSITY RANKINGS BY SUBJECT

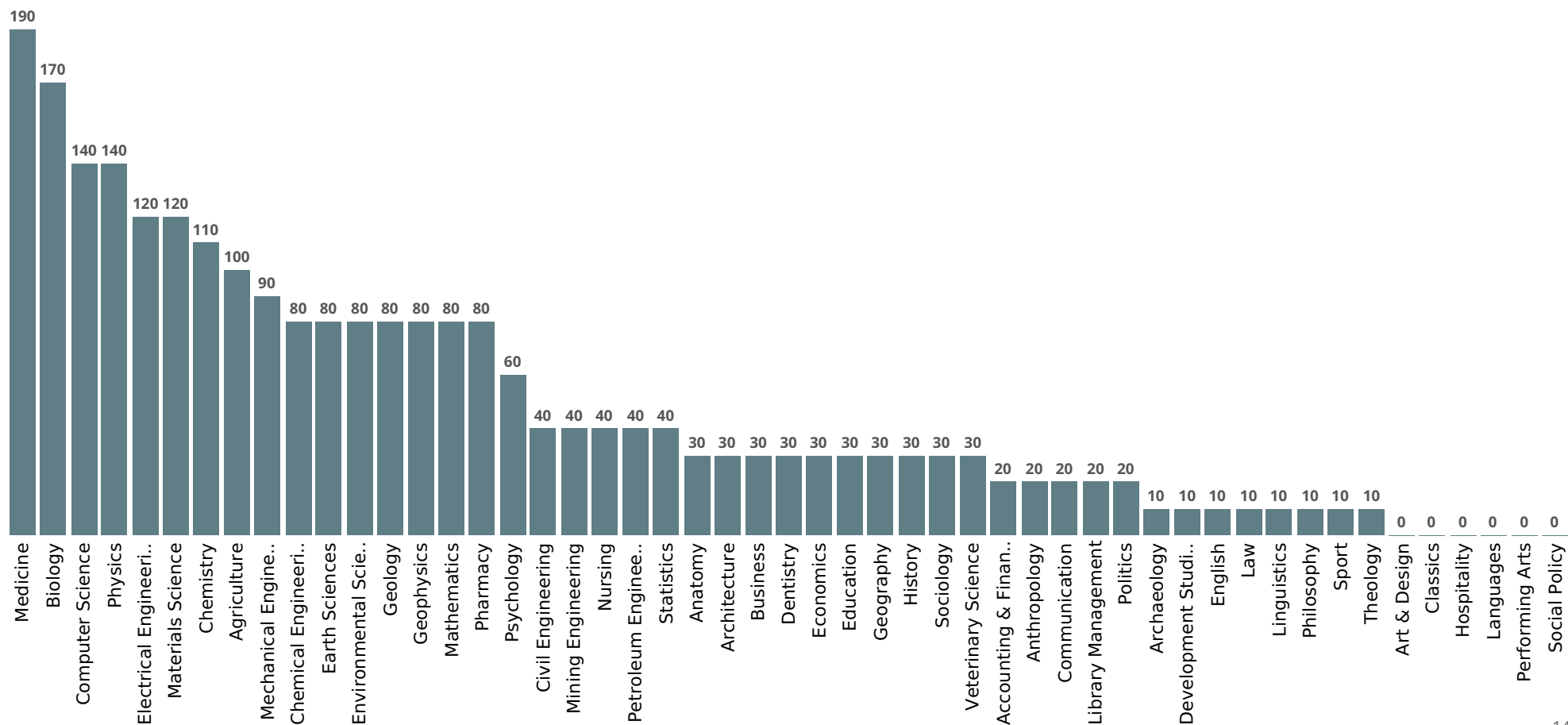
In order to feature in any discipline table, an institution must meet three simple prerequisites:

- Offer undergraduate or taught postgraduate programmes in the given discipline
- Exceed the minimum required score for the academic and/or employer reputation indicators
- Exceed the five-year threshold for number of papers published and indexed by Scopus in the given discipline

The following chart discloses the minimum number of papers required to be considered in the latest edition of the rankings by subject.

PAPER THRESHOLD BY SUBJECT - YEAR 2021

MINIMUM NUMBER OF PUBLICATIONS INDEXED BY SCOPUS REQUIRED TO BE CONSIDERED IN THE RANKINGS.





**TRUSTED. INDEPENDENT. GLOBAL.**

E-mail: [rankings@qs.com](mailto:rankings@qs.com) | Tel.: +44 (0)207 284 7200

With offices in London, Paris, Singapore, Mumbai and Bucharest.

 **INTELLIGENCE UNIT**